

Car Listing

invenmanager.com

Search car list, post new car advertisement, or edit the users' own ads, or can view the featured list chosen only for selected car listings.

USER GUIDE

Module Version: 5.1.1
DNN Version: 5.1.x,
.NET Framework: 3.5
Document Version: 1.1
Last Update: 13th Dec 2010

This module is developed for DotnetNuke (DNN) 5.1 and above only. For new release compatibility, please refer to developer website for more details. For more information on DotnetNuke, go to website www.dotnetnuke.com.

For technical support, please visit support forum at www.invenmanager.com
Or send email to support@invenmanager.com

Features Overview

This module is to display car advertisement for all users, to allow registered user to post the ads and edit their own advertisement without affecting other users' ads.

Administrator account user can accessible to edit all ads and can extend the expiry date of advertisement which is normally 30days. Car Make/Model can be created by admin user.

General Features	
Applicable for registered user and admin user	Applicable only for admin user
<ul style="list-style-type: none"> Searching car list * 	<ul style="list-style-type: none"> Adding/Editing/Deleting car make/model
<ul style="list-style-type: none"> Viewing car detail* 	<ul style="list-style-type: none"> Approving/Rejecting car ad
<ul style="list-style-type: none"> Displaying particular ad car image in pop up light box* 	<ul style="list-style-type: none"> Extending advertisement display period
<ul style="list-style-type: none"> Posting car advertisement 	<ul style="list-style-type: none"> Notifying email to ad owner user
<ul style="list-style-type: none"> Editing own ad information 	<ul style="list-style-type: none"> Selecting featured car advertisement
<ul style="list-style-type: none"> Viewing featured car list* 	<ul style="list-style-type: none"> Editing view option on featured car list display


* These features can be viewed by all users.

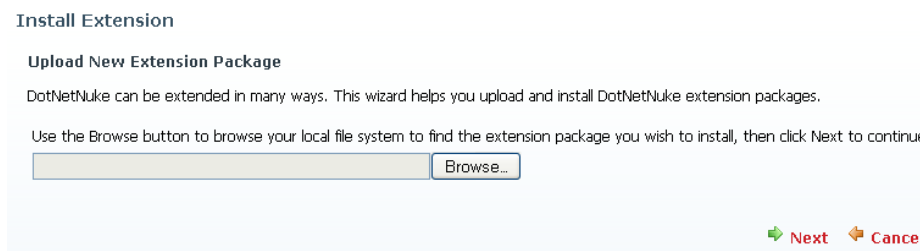
Installation

Before you install the module, check your site meet the following requirement:

1. DotnetNuke (DNN) 5.1 and above
2. MS SQL 2005 or MS SQL 2005 Express

To install the module with Private Assembly (PA), follow the standard DotnetNuke (DNN) installation guide.

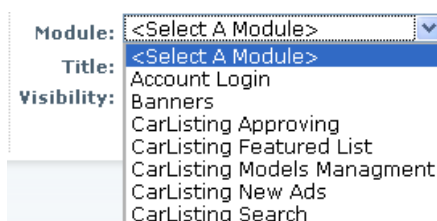
1. Login with Host Account
2. Go to Host >> Module Definitions
3. Click on the Install New Module from the module action menu.
4. Browse the Private Assembly for Advanced Articles module
5. Click on Install Module button 



Choose the module installation CarListing .zip file and click on next.

You should check and make sure there is no error during the installation process.

Five new modules will be added to your module list:



Car Listing Module User Guide

Copyright 2010 invenmanager.com

1. Carlisting Search: The main module allow all users to view all car advertisement by default or selected car by filtering user's preferred criteria, or searching by keywords
2. Carlisting New Ads: The module allows the registered user or authorized user to post new ad.
3. Carlisting Featured List: The module displays featured cars selected by admin user.
4. Carlisting Approving: Admin user can approve or delete the new ad that the user posted.
5. Carlisting Make/Model Management: The admin users can add/delete/update car makes and models in this module.

CarListing Search

After you add a Carlisting search module to the page, you will see as shown below:



This module provides to display advertised car list.

1. Displaying all car ads list

This is to display all car advertisements as shown below:



2. Display car list by filtering drop down list

This feature let the user to filter their choice of car. Once the user selects the dropdown list filter, the searched car result list will be automatically updated.



Car Listing Module User Guide

Copyright 2010 invenmanager.com

3. Display car list using Search box

Users can also key in the preferred search words in search box. This will let the user keywords comparing with car make/model, advertisement title, and tags.



4. Editing ad for post owner

“Edit” link will appear for registered user only for their own ad post. Admin can access for all car advertisement. Clicking on “Edit” will allow the user to edit their ad as the same step as posting new ad.



Edit Car Ad Information

Vehicle Details

* All fields are compulsory.

Make *	<input type="text" value="Audi"/>
Model *	<input type="text" value="S5 4.2 FSI Quattro Tip"/>
Other Model	<input type="text"/>
Ad Title *	<input type="text" value="stylish trendy car"/>
Type *	<input type="text" value="Luxury"/>
Price *	<input type="text" value="72301"/>
Car Plate No. *	<input type="text" value="3g120"/>
	<input type="radio"/> New Car <input checked="" type="radio"/> Used Car
Registration Date	<input type="text" value="11/25/2010"/>
OMV	<input type="text"/>
COE	<input type="text"/>
COE Expiry	<input type="text" value="11/25/2010"/>
Engine Capacity *	<input type="text" value="2300"/> CC
Transmission *	<input type="text" value="Auto"/>
Depreciation	<input type="text"/>

5. Viewing car detail information

The users can view detail information either clicking on car image or car make and model link. Only the admin user can view seller information in car detail page. Normal user can see the detail information. For further discussion about the car ad, user can submit enquiry form to administrator user. Sending enquiry form will include the car list information and URL in the email.

As for the registered user, personal information for enquiry form will be displayed automatically.


Car Listing Module User Guide

Copyright 2010 invenmanager.com

very grand luxury car

\$83,771.00

Price	\$83,771.00	Type	Sedan
Registration	11/18/2010	Mileage	0 km
Make	Toyota	No. of owners	0
Model	Corolla Altis 1.8	Depreciation	\$0.00
Engine	1800 CC	DMV	\$0.00
Transmission	Auto	COE	\$0.00



Enquiry Form

First Name :

Last Name :

Email :

Telephone No. :

Comments :

Car Listing Module User Guide

Copyright 2010 invenmanager.com

a rear-wheel drive sports car

\$245,000.00

Price	\$245,000.00	Type	Hybrid
Registration	10/29/2010	Mileage	0 km
Make	BMW	No. of owners	0
Model	Z4	Depreciation	\$0.00
Engine	3400 CC	DMV	\$0.00
Transmission	Auto	COE	\$0.00



Seller Information			
Full Name	ayezin	Address	
Mobile	-	Block/House No.	
Email	ayezin@hyperresources.com	Floor/Unit No.	-
Telephone No.	12345678	Street	Hougang
		Building Name	
		Postal Code	123456

Enquiry Form

First Name :

Last Name :

Email :

Telephone No. :

Comments :

All car images are nicely displayed in scrollable frame. User can browse image album clicking on image and will pop up large car image. All images are watermarked with domain name.



Image 4 of 4

Car Listing New Ads

Only registered user can post new ad and if the normal user click on New Ads page, the message will display as shown. However, the module can be seen by user in order to know there is a module to post new ads.

CarListing New Ads

Please register to post new ad. Thank you!

After registered, user can access to post new ad.

Carlisting new ads modules displayed in 4 steps,

1. Car information
2. Seller information
3. Car image uploading(only .jpg, .gif or .png are allowed to upload)
4. Preview and completing ad posting

Vehicle Details

* All fields are compulsory.

“Expire on” and “Featured List” can be seen only by admin user.

Expire on:	12/18/2010	<input checked="" type="checkbox"/> Featured List
Make *	BMW	
Model *	260i	
Other Model		
Ad Title *	Trendy sport car	
Type *	Sports	
Price *	47733	
Car Plate No. *	2323	
	<input type="radio"/> New Car <input checked="" type="radio"/> Used Car	
Registration Date	5/22/2009	
OMV	1800	
COE	1200	
COE Expiry	11/18/2010	
Engine Capacity *	2498	CC
Transmission *	Auto	
Depreciation	8000	
Mileage	16000	km
Numbers Of Owners	2	
Additional Info *	Special technical features include first-ever use on a BMW V12 of Twin Turbo Technology and High Precision Direct Injection.	

All compulsory fields are marked with (*) and tags are limited to maximum 15 tags.

CarListing New Ads

Seller Information

Full Name	Demo
Mobile	+6512121212
Email	allmydemo12@gmail.com
Telephone No.	12121212
Address	Block/House No. <input type="text"/>
	Floor/Unit No. # <input type="text"/> - <input type="text"/>
	Street <input type="text" value="queenstown"/>
	Building Name <input type="text"/>
	Postal Code <input type="text" value="299838"/>

Send me emails/articles Update my profile

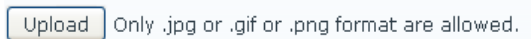
Car Listing Module User Guide

Copyright 2010 invenmanager.com

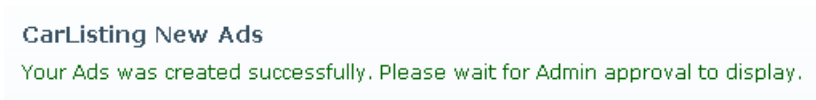
Click on “Browse” button to locate the image source and “Upload” button will display the image and save the uploaded image under portal. Delete button can be used if the user want to remove unwanted image,



If the user tries to upload invalid image file format, the module will display the error message as shown.

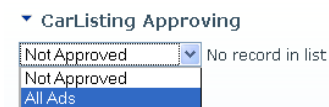


After adding new ad, the ad will not be displayed in car advertisement list unless admin approve and will see message as shown:




CarListing Approving

This module will be accessible only for admin user. It can be viewed by all ads or only for the ad waiting approval.



Car Ad list waiting for admin approval



Admin user can click on “Ad Title” to view detail information about car ads and choose “Approve” to approve ad posting or “Reject” to decline the posting. Once the admin approves or rejects, notification email will be sent to ad owner.

Car Listing Module User Guide

Copyright 2010 invenmanager.com

CarListing Approving

Good car selling with low price, High specification **\$118,000.00**

Price	\$118,000.00	Type	Sedan
Registration	12/13/2010	Mileage	0 km
Make	Toyota	No. of owners	0
Model	Corolla Altis 1.8	Depreciation	\$0.00
Engine	1100 CC	ONV	\$399.00
Transmission	Auto	COE	\$1,100.00



Seller Information

Full Name	Demo	Address	
Mobile	+6512121212	Block/House No.	
Email	allmydemo12@gmail.com	Floor/Unit No.	-
Telephone No.	12121212	Street	queensdown
		Building Name	
		Postal Code	299838

In order to mark as featured car ad, admin user can click on "Edit" and it will display editing car ad information. Mark "Featured List" check box and click "Update" button to save changes.

CarListing Approving

Vehicle Details

* All fields are compulsory.

Expire on: Featured List

Make *

Model *

CarListing Approving

All Ads

No. of days before expiry

very grand luxury car	Edit
Trendy sport car	Edit
very good condition car	Edit
old car but still in good condition	Edit
very grand luxury car	Edit
very grand luxury car	Edit
Very good condition car	Edit
well maintained, almost new car	Edit
stylish trendy car	Edit
Very good condition car with low price	Edit

1 2 3 4

Clicking on "Check Ad Enquiry" button, display the car ad lists that are expiring on one day after current date.

Car List expiring on tomorrow

CarList ID	Seller Email	Ad Title	Expiry On
1	ayezin@hyperresources.com	very grand luxury car	11/30/2010 12:00:00 AM
4	ayezin@hyperresources.com	Very good condition car	11/30/2010 12:00:00 AM
6	ayezin@hyperresources.com	very grand luxury car	11/30/2010 12:00:00 AM
19	ayezin@hyperresources.com	very grand luxury car	11/30/2010 12:00:00 AM
23	tinayezin@gmail.com	incident free used car	11/30/2010 12:00:00 AM
24	allmydemo12@gmail.com	test changes on other user	11/30/2010 12:00:00 AM
29	ayezin@hyperresources.com	stylish trendy car	11/30/2010 12:00:00 AM

"AdTitle" link can allow the admin to extend for the expiry date of ad. Admin user can notify the users clicking on "Send" button or can use "Back" button to display approving list. Once user send notification mail, message will be popped up as shown and "Send" button will be invisible.

 Message has already sent.

If the admin wants to know the ad expiring, admin can use "No. of day before expiry" text box and click on "Check" button.

CarListing Models Management

Admin user can add/edit/ delete car make, model, type and engine capacity so that when the user post new ads, Model and Type will be automatically adjust to show the Model of particular Make only.

▼ CarListing Models Managment


Make	Model	Type	EngineCapacity	
Audi	A8	Hatchback	2400	Edit Delete
Audi	A3 SportBack	Luxury	2498	Edit Delete
Audi	S5 4.2 FSI Quattro Tip	Luxury	2498	Edit Delete
BMW	260i	Sports	2600	Edit Delete
BMW	Z4	Stationwagon	1800	Edit Delete
Toyota	Corolla Altis 1.6	Sedan	1600	Edit Delete
Toyota	Corolla Altis 1.8	Sedan	1800	Edit Delete

[Add New](#)

CarListing Feature List


This module displayed only for the car list that is chosen by admin. Featured list will only display car image and car information. Similar to all results list, user can browse detail view clicking on image or clicking on model link.

▼ CarListing Featured List




AudiA8
very grand luxury car
 The Audi A8 is a four-door, full-size, luxury sedan car manufactured and marketed by the German automaker Audi since 1994.
 Posted on: 11/11/2013

\$83,771.00




BMW260i
Trendy sport car
 Special technical features include first-ever use on a BMW V12 of Twin Turbo Technology and High Precision Direct Injection.
 Posted on: 11/11/2013

\$17,733.00



AudiS5 4.2 FSI Quattro Tip
very grand luxury car
 DAYTONA BLUE, COUPE, 2950 kms, 2010; Listing Type: VIC Ex-Demo
 Posted on: 11/11/2013

\$145,000.00



ToyotaCorolla Altis 1.8
Very good condition car
 high performance engine, well decoration
 Posted on: 11/11/2013

\$145,000.00

Moreover, this module allows the user to edit the options by using “View Option” at the module menu as shown below.



View Option:

You can configure the template and other options to display the featured car list information, please refer to the last section for the available tokens.

Car Listing Module User Guide

Copyright 2010 invenmanager.com

▼ View Option

☐ Display

🔗 Header Template:

```
<div style="width:100%;">
```

🔗 Item Template:

```
<div style="float:left;width:100%;border:solid 0px;">  
  
<span style="width:150px;height:110px;float:left;padding:0px 10px 0px 0px;"><div><a  
href='[DETAIL]'>[IMAGE]</a></div></span>  
  
<span style="width:100%; vertical-align:top;height:110px;">  
<a href='[DETAIL]'><b>[MAKE][MODEL]</b></a><div style="float:right;width:50%;">  
[PRICE]</div>  
<div><b>[ADTITLE]</b></div>  
<div>[ADDITIONALINFO]</div><br/>  
<div style="font-size:7pt;color: #C0C0C0;">Posted on: [CREATEDON]</div>  
</span>
```

Alternate Item Template:

🔗 Footer Template:

```
</div>
```

🔗 Separator Template:

Update

Cancel

Sample Template

Display

Header Template:

```
<div style="width:80%;">
```

Item Template:

```
<div style="float:left;width:80%;border:solid 0px;">
<span style="width:110px;height:110px;float:left;padding:0px 10px 0px 0px;"><div><a href=[DETAIL]>[IMAGE[80,]]</a></div></span>
<span style="width:80%; vertical-align:top;height:110px;">
<a href=[DETAIL]><b>[MAKE][MODEL]</b></a><div style="float:right;width:50%;">
[PRICE]</div>
<div><b>[ADITITLE]</b></div>
<div>[ADDITIONALINFO]</div><br/>
[TYPE]
<div style="font-size:7pt;color: #C0C0C0;">Posted on: [CREATEDON]</div>
</span>
```

Alternate Item Template:

Display will change including image size

CarListing Featured List

	<p>Audi A8 \$83,721.00 very grand luxury car The Audi A8 is a four-door, full-size, luxury sedan car manufactured and marketed by the German automaker Audi since 1994</p> <p>Hatchback <small>Posted on: 1/7/10/2010</small></p>
	<p>BMW 260i \$47,730.00 Trendy sport car Special technical features include first-ever use on a BMW V12 of Twin Turbo Technology and High Precision Direct Injection.</p> <p>Sports <small>Posted on: 1/7/10/2010</small></p>
	<p>Audi S5 4.2 FSI Quattro Tip \$145,000.00 very grand luxury car DAYTONA BLUE, COUPE, 2950 kms, 2010; Listing Type: VIC Ex-Demo</p> <p>Luxury <small>Posted on: 1/7/10/2010</small></p>

Annex A: Tokens Replace Reference

This module supports token replace class. This is very powerful because users are able to completely customize their own different view from the available data.

Token Replace allows the following notations:

- [Object :Property]
- [Object :Property|Format]
- [Object :Property|Format|IfEmptyReplacement]

The output can be formatted using a format string. You can use the usual Date and Time Format Strings for date values or Numeric Format Strings for any numeric value. String values are handled using String.Format.

Example:

[User:Lastname Dear Mr./Mrs . {0}]	will render:	Dear Mr./Mrs. Walker
[Date:Now ddd]	will render:	Monday
[Date:Now MM/dd/yyyy]	will render:	12/22/2010

The "Format" string can be followed by an additional "IfEmptyReplacement", which will be returned when is requested property is not found or not set.

Example:

[User:Firstname|Hi {0}]Hello Guest

The following Tokens can be used for the Template at the Settings page.

TOKEN	DESCRIPTION
[CARLISTID]	Car ad list ID
[MAKE]	Car make
[MODEL]	Car model
[OTHERMODEL]	Other car model.
[ADTITLE]	Car advertisement title
[TYPE]	Car type such as luxury, sport, sedan
[PRICE]	Car price
[REGISTRATIONDATE]	Car registration date
[OMV]	Car Open Market Value(OMV)
[COE]	Car Certificate Of Entitlement(COE)
[COEEXPIRE]	COE Expire date
[ENGINE]/[ENGINECAPACITY]	Ad car engine power
[TRANSMISSION]	Ad car transmission
[DEPRECIATION]	Car depreciation
[MILEAGE]	Car mileage
[NOOFOWNERS]	Total number of owners
[ADDITIONALINFO]	Additional detail information about ad car
[TAG]	
[FULLNAME]	Seller fullname
[EMAIL]	Seller email
[EXPIREON]	Car ad expire date
[CREATEDON]	Car ad posted date
[DETAIL]	This will render the raw hyperlink to the detail page of the feature car information.
[IMAGE]	This will render the image attached to the article. There are more ways to use this:
	[IMAGE] This will render the complete image tag.
	[IMAGE width,] e.g. [IMAGE 100,] This will render the image displayed in the width specified. This is useful when you want to force the image to be displayed at a particular width, where user may upload images at various sizes.
	[IMAGE width, height] e.g. [IMAGE 100,70] This will render the image displayed in the width, height specified.

By default, TokenReplace recognizes the following Object names as valid source for values. These are general information about your portal and current user. A list of tokens available for this module is also listed below.

Object	Class / Data source	Default Content
"Host"	System.Collection.Hashtable	Secure Hostsettings
"Portal"	DotNetNuke.Entities.Portals.PortalSettings	current PortalSettings
"Tab"	DotNetNuke.Entities.Tabs.TabInfo	current TabInfo
"Module"	DotNetNuke.Entities.Modules.ModuleInfo	Nothing

Car Listing Module User Guide

Copyright 2010 invenmanager.com

"Culture"	System.Globalizaton.CultureInfo	current Culture
"User"	DotNetNuke.Entities.Users.UserInfo	current User
"Profile"	DotNetNuke.Entities.Profile	current User.Profile
"Membership"	DotNetNuke.Entities.Users.Membership	current User.Membership
"Date", "DateTime", "Time"	System.DateTime	current DateTime
"Ticks"	System.Int64 (Long)	current DateTime in ticks
"Row", "Field"	System.Data.DataRow	Nothing
"Custom"*	System.Collections.ArrayList	Nothing